

From dinosaurs to grandmother -back to the future

Sustainability and joyful learning through
cultural heritage

Collaboration museum, preschool,
local- and cultural heritage societies

*Elisabeth Corsander
Curator of Education*

*Marika Russberg
Coordinator and Developer of Local
Historical Societies*

*Erica Strand
Principal preschool and board member
of OMEP Sweden*



This is how it started

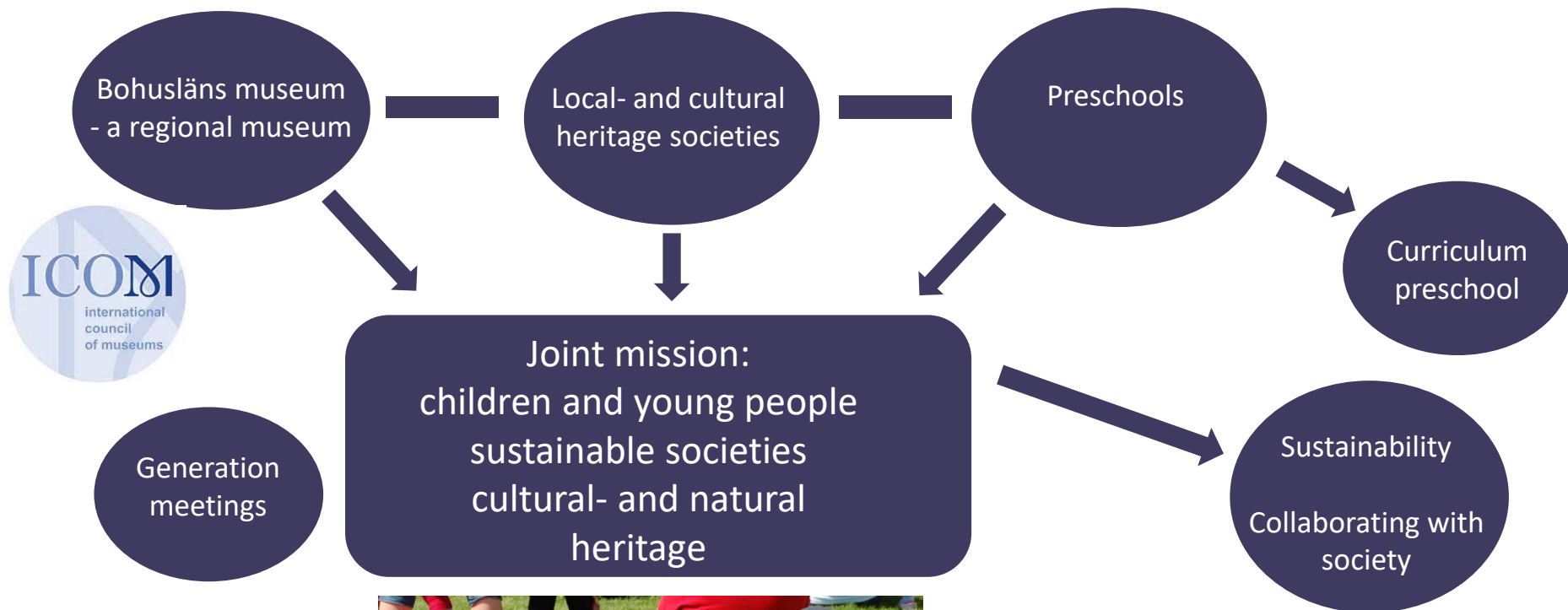
Experience from the first
heritage preschool
established in Sweden in 2007

In the World Heritage of
rock carving, at Vitlycke,
Tanumshede,
Sweden's west coast

- Museum and preschool – together
- Focus: natural and cultural heritage
- Ripple effect...



About us - why we work together



Bohusläns Museum and Bohusläns Local Heritage Association

The Swedish National Heritage Board

24 regional museums

Chief County Heritage Advisor

The Swedish Local Heritage Federation

26 Local Heritage Associations

More than 2 000 local heritage societies



Together!

- Investigate 5 year old childrens thoughts about 'the olden times'
- Through the united resources, common interests and different experiences
- Explore cultural heritage in several different ways including sustainability based on the childrens own thoughts



It should be easy to work with sustainability through cultural heritage in preschool

Explore cultural heritage in several different ways including sustainability to learn from it



RECEPT

behövde vispa grädden för att det skulle bli smör. Vi tog fram elvispen och alla barnen fick prova att hålla i elvispen. När smöret var klart fick barnen ta fram vårt hemgjorda stekpannebröd och själva bre på smöret de varit med och gjort. Under tiden som vi åt pratade vi om förr i tiden och barnen fick fundera över hur något i flytande form kunde bli till fast form. Det var verkligen roligt att se barnen få en tydligare koppling till det som varit och fortfarande pratar barnen om när vi gjorde eget smör.

Till smöret bakade vi stekpannebröd. Barnen hade också fått baka bröd på hembygdsgården. Läs mer på sidorna 23-24 i inspirationskriften.

STEKPANNEBRÖD

50 g Smör	1 tsk Honung	cirka 12 stycken
1 l Rågsikt	25 g Jäst	
1 tsk Salt	5 dl Mjöl eller havredryck	

Smält smöret i en kastrull, tillsätt mjölk eller havredryck och värm till 37 grader. Blanda smör och mjölkblandningen tillsammans med jästen i en bunke. Tillsätt rågsikt, honung, salt och blanda ihop till en smidig deg. Låt jäsa under duk i cirka 30 minuter.


Häll ut degen och bearbeta den på mjölat bord. Dela den i 12 bitar. Kavla varje bit till en rund kaka. Nagga kakorna med gaffel.

Hetta upp en torr stekpanna (gärna gjutjärn). Grädda bröden, ett i taget, cirka 2 minuter på varje sida.

12

Besök digitaltmuseum.se för att få veta mer om föremålen och se fler varianter av dem. ✂

- | | |
|-----------------|-------------|
| 1. Smörkärna | 4. Cykel |
| 2. Vevgrammofon | 5. Brödnagg |
| 3. Kaffekvarn | 6. Klappträ |



9



Our goals

Collaborations

-the museum, local heritage societies
and preschools

Give examples of working together

-the museum, local heritage societies
and preschools

Create a method

-to teach cultural heritage in preschool.
Initiated from the childrens own thoughts
and questions.
Focus on the obvious way of recycling in the past.
Create conditions of historical awareness

Inspire preschools

-to work more with cultural heritage in everyday
school life and to learn from cultural heritage
in a holistic perspective



Cultural heritage *(swedish definition)*

- The thread that binds together history, present day and the future
- All material items: objects, buildings and ancient remains and immaterial items such as memories, traditions, tales, knowledge
- What earlier generations created and how we, today, perceive, interpret and use this for the future



Something that belongs to all of us



Cultural heritage is not fixed..

- Cultural heritage is created and recreated by us that live today, just as we create tomorrow's cultural heritage
- Every generation forms its own perception of cultural heritage and what that mean



Educational assignments

The collaborators had the same educational mission




Historical awareness

We wanted to give the children conditions to work with history, so you can feel that the past, the present and the future are connected

Instead of being aware the something has happened in the past

Important that the teachers raise awareness of critical source approach to historical environments, objects, stories..





Childrens thoughts about 'the olden times'

"Mummy has a red mixing bowl.
It is 40 years old and was
grandmas. Mummy and grandma
baked lot of cakes using this.
When mummy and I bake we
think of grandma"



"Mummy has
something like that
at home to exercise
her tummy"



"If you like something,
you can use it for a long
time"



"The book is new, but the
content lived millions of
years ago"



Sustainability

- How the Earth's resources were used then and today
- How we can contribute to a sustainable future
- Give children the knowledge and tools to approach their environment, nature and society in an ecological and gentle way
- Promote respect linked to sustainable development with aspects of social, economic and environmental sustainability

ECE Academy app - Sustainability from the Start




Children's thoughts on recycling

- Bring something that was reused, repaired or given a new function
- Repair things or buy new things?



"I had this book when I was one year, so it's very old. Even my siblings had this book"



"If something breaks, you can fix it instead of buy new things."

"You should not throw away plastic in nature."



The world's best
garbage sorter

Traditions – part of our cultural heritage

The childrens thoughts and ideas around the theme of Christmas

Why do we put out porridge for Father Christmas?
(It is a Swedish tradition to leave Father Christmas porridge outside on Christmas Eve)

”Father Christmas thinks it is delicious

”Father Christmas is hungry when delivering all the Christmas presents”


”You can also put out O’boy”
(O’boy - swedish chocolate milk drink)



The method

Year round activities:

- The children got a mission
- Visit to the preschool
- Preschool own work
- Visit homestead
- Exhibitions



Thoughts from the preschool teachers

"The children gained a great insight into how life was in the olden times"

"We gained a deeper insight into how we can talk to children using our resources"

"The children learned about the respect needed to care about food, cultivation and recycling"



Together! ...and to be continued



Book and inspiration booklet



Thank you for listening!

Elisabeth Corsander
elisabeth.corsander@bohuslansmuseum.se

Marika Russberg
marika.russberg@bohuslansmuseum.se

Erica Strand
annaericastrand@gmail.com

